

LGC Range

Glass Door Merchandiser



Features and Benefits


- * Fully automatic
- * Fan assisted cooling
- * Auto defrost
- * Lock
- * Adjustable shelves
- * Castors with locking feet
- * LED interior light with switch (2 LED strips per door)
- * Digital controller and temperature display
- * Self closing door with stay open feature for ease of
- * LED light canopy with switch
- * Replaceable door gasket
- * Internal stainless steel base

Technical Specifications


Temperature Range . . . +1/+8°C
 Refrigerant R134A
 Type of Defrost Off Cycle
 No. of Shelves 4 Per Door
 Exterior Finish White
 Interior Finish White
 Power Required 13 Amp Supply



LGC7500




LGC2500



LGC5000



Digital Controller



LED Lighting
(2 Strips Per Door)



Fan Assisted Cooling

Dimensions	Height:	Width:	Depth:	Weight:	Capacity:
External					
LGC2500	2055mm	690mm	800mm	115kg	
LGC5000	2055mm	1382mm	800mm	190kg	
LGC7500	2055mm	2079mm	800mm	230kg	
Internal					
LGC2500	1520mm	565mm	640mm		496ltr. (17.51cu.ft.)
LGC5000	1270mm	1250mm	580mm		1108ltr. (39.12cu.ft.)
LGC7500	1270mm	1250mm	580mm		2050ltr. (72.39cu.ft.)

MODEL	Description	Price	MODEL	Description	Price
LGC2500	1 DR DISPLAY CHILLER	£1048	LGC7500	3 DR DISPLAY CHILLER	£2270
LGC5000	2 DR DISPLAY CHILLER	£1470			

CHILLED DISPLAY