



Project _____
 Item # _____
 Quantity _____

Decorative Lamps/ Luminaires

Models: DL or DLH-400, -500, -600, -700, -725, -750,
 -760, -775, -800, -1100, -1200, -1300,
 -1400, -1500

Hatco Decorative Lamps provide radiant heat to briefly hold food warm at kitchen work areas, waitress pickup stations, or customer serving points, while enhancing your décor. Versatile enough for almost any location, the range of lights are available with a selection of unlimited personalizing choices. In addition to food warming, configurations for lighting (Luminaire) is offered as well.

Standard features

- Luminaire, Standard and High Watt bulbs available (bulb not included in unit price)
- Models available in fourteen lamp shade styles
- Eight different mounting arrangements to choose from
- Four switch options
- Available for food holding and display or lighting only applications

NOTE:
Decorative Lamps (DL and DLH Series)
are non-returnable.

Build Your Decorative/Luminaire Lamp in Six Easy Steps


(not for retrofit-bulb not included) –

Step 1	Wattage
Step 2	Shade Style
Step 3	Shade and Canopy Colors
Step 4	Mounting Style
Step 5	Switch Location
Step 6	Overall Length



You can develop your own Hatco Decorative Lamp solutions with our online lamp configurator.

Visit "www.hatcocorp.com" and click on "Build a Lamp"



(From left to right)
 DL-700-AU, -800-CTR, -750-CL, -400-SU, -725-SU, -775-RL, -600-SL, -500-SU,
 -760-SL, -1200-SR, -1300-RL, -1100 CR, -1500-CT, and -1400-CU

Options (available at time of purchase only)

Designer Colors (Exception: DL-1500)

- Warm Red Black Gray Granite White Granite
 Navy Blue Hunter Green Antique Copper

Gloss Finishes (Exception: DL-1500)

- Smooth White Gleaming Gold Glossy Gray Bold Black

Gloss Finishes* for Shade Only (Exception: DL-1500)

- Radiant Red Brilliant Blue Clear Brushed Metal

Plated Finishes* (Exception: DL-1500)

- Bright Brass Bright Nickel Bright Copper
 Antique Nickel Antique Brass Antique Bronze

DL-1500 Color Combinations only

- Designer Finishes Black/Antique Copper/Black
 Gloss Finishes Bold Black/Radiant Red/Bold Black*
 Gloss Bold Black/Plated Bright Nickel/Gloss Bold Black*
 Gloss Bold Black/Plated Antique Nickel/Gloss Bold Black*
 Gloss Bold Black/Plated Bright Copper/Gloss Bold Black*

*Special process required and extended lead times

Cord Color (C=Cord, R=Retractable Mounts only)

- Black (Standard) White

Luminaire Lighting, (200W bulb maximum, not included)

Extended Electrical Leads – For any SU, SL, or SR mount unit, must specify lead length)

- 1'-5' (305-1524 mm) 6'-10' (1829-3048 mm)
 11'-15' (3353-4572 mm) 16'-20' (4877-6096 mm)

Accessories

Track Mount Bar - (120V only)

- 4' (1219 mm) Black 4' (1219 mm) White
 8' (2438 mm) Black 8' (2438 mm) White
 12' (3658 mm) Black 12' (3658 mm) White

Additional Track Installation and Modification Kit

- Black White

16 Amp Lamp Toggle Switch

Coated Bulbs for Luminaire models only

- 120V, 60W Clear 240V, 60W Clear

Coated Bulbs

- 120V, 250W Clear 240V, 250W Clear 120V, 250W Red

Coated Bulbs for DLH models only

- 120V, 375W Clear 120V, 375W Red

Uncoated Bulbs

- 120V, 250W Clear 240V, 250W Clear 120V, 250W Red

Uncoated Bulbs for DLH models only

- 120V, 375W Clear 120V, 375W Red



HATCO CORPORATION | P.O. Box 340500 Milwaukee, WI 53234-0500 U.S.A. | (800) 558-0607 | (414) 671-6350

Fax: (800) 543-7521 | Int'l. Fax: (414) 671-3976 | www.hatcocorp.com | equipsales@hatcocorp.com | intlsales@hatcocorp.com



Decorative Lamps/Luminaires

Models: DL or DLH-400, -500, -600, -700, -725, -750, -760, -775, -800, -1100, -1200, -1300, -1400, -1500

ORDERING INSTRUCTIONS

Please refer to the six steps in the Hatco Foodservice Equipment Price List, go online at www.hatcocorp.com and click on "Build A Lamp", or click on

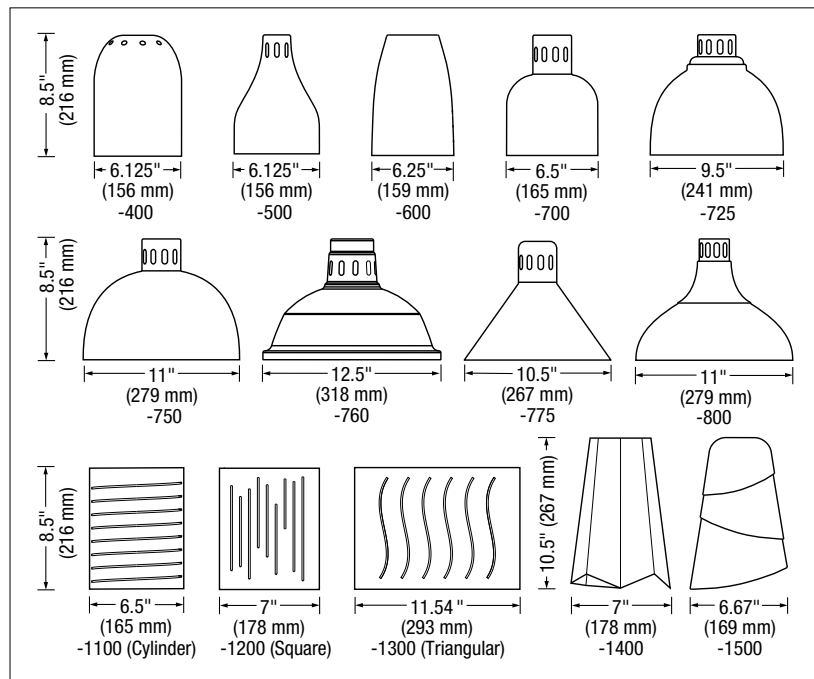
"Video Library" and watch "Decorator Lamp Configurator". This will help you in choosing the correct configuration for your specific needs.

Step 1-Wattages

Model [▲]	Maximum Watt Bulb (Not included)	Voltage (Single Phase)	Ship Weight [▼]
DL- (Luminaire)	200	120, 240	6-10 lbs. (3-5 kg)
DL- (Standard)	250	120, 240	6-10 lbs. (3-5 kg)
DLH- (High Watt)	375	120, 240	6-10 lbs. (3-5 kg)

▲ Not field convertible ▼ Depending on components

Step 2-Shade Styles -



Step 3-Colors - Click on www.hatcocorp.com (Order Literature/Sales Literature/Color Chip Chart) or see the Hatco Price List for color representations.

- Designer colors:** Warm Red, Black, Gray Granite, White Granite, Navy Blue, Hunter Green, Antique Copper
- Gloss Finishes:** Smooth White, Gleaming Gold, Glossy Gray, Bold Black
- Gloss Finishes* for Shade Only:** Radiant Red, Brilliant Blue, Clear Brushed Metal Finish
- Plated Finishes*:** Bright Brass, Bright Nickel, Bright Copper, Antique Nickel, Antique Brass and Antique Bronze

Exception: DL-1500 in these color options only
Designer Black/Antique Copper/Black

- Gloss Bold Black/Plated Bright Nickel/Gloss Bold Black* (shown)**
- Gloss Bold Black/Plated Antique Nickel/Gloss Bold Black***
- Gloss Bold Black/Plated Bright Copper/Gloss Bold Black***
- Gloss Bold Black/Radiant Red/Bold Black***



*Special Process Required and Extended Lead Times

HATCO CORPORATION | P.O. Box 340500 Milwaukee, WI 53234-0500 U.S.A. | (800) 558-0607 | (414) 671-6350

Fax: (800) 543-7521 | Int'l. Fax: (414) 671-3976 | www.hatcocorp.com | equipsales@hatcocorp.com | intlsales@hatcocorp.com



Decorative Lamps/Luminaires

Models: DL or DLH-400, -500, -600, -700, -725, -750, -760, -775, -800, -1100, -1200, -1300, -1400, -1500

Step 4-Mounting Styles

MOUNTING STYLES	SPECIFY the:	Shade Height	
		8.5" H (216 mm)	10.5" H (267 mm)
ARM A Mount Rigid Mount to canopy with pivot. 	Horizontal Stem Length	7 to 20" (178 to 508 mm)	
		Overall Length: 17" to 30" (432 to 762 mm)	Overall Length: 19" to 32" (483 to 813 mm)
PIVOT P Mount Rigid Mount to canopy with pivot. 	Overall Length (from pivot to bottom of shade)	17" to 71" (432 to 1803 mm)	19" to 73" (483 to 1854 mm)
CORD C Mount Cord Mount to canopy. 	Overall Length	17" (432 mm) to any length	19" (483 mm) to any length

MOUNTING STYLES	SPECIFY the:	Shade Height	
		8.5" H (216 mm)	10.5" H (267 mm)
RETRACTABLE CORD R Mount Retractable Cord Mount. 	Adjusts to a maximum and minimum according to shade height	31" to 69 1/2" (787 to 1765 mm)	33" to 71 1/2" (838 to 1816 mm)
		RT Mount* Retractable Cord Mount to track adapter. 	33 3/8" to 71 7/8" (848 to 1826 mm)
STEM S Mount Rigid Stem Mount to canopy. 	Overall Length	14" to 71" (356 to 1803 mm)	16" to 73" (483 to 1854 mm)
		ST Mount* Rigid Stem Mount to track adapter. 	17" to 71" (432 to 1803 mm)

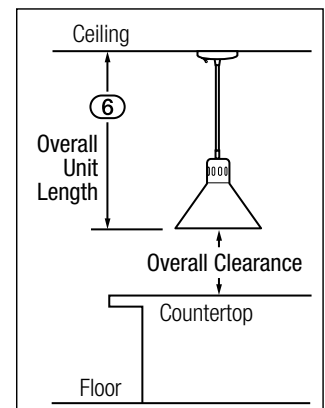
* NOTE: Lamp shade diameter and wattage may limit number of lamps per track. To assure warranty coverage, do not install track systems in damp or wet locations (including above steam tables).

Step 5-Switch Locations

(N)-None Supplied by installer	(U)-Upper Switch Not available on: • DLH-(high watt models) • R Mount • Track Mounts: (CT, RT, ST)	
(L)-Lower Switch Not available on: • DLH-(high watt models) • A Mount	(R)-Remote Switch • Accommodates 16 amps • Up to seven 250W lamps, or five 375W lamps maximum per remote switch	

Step 6-Overall Unit Length

- For C, CT, S or ST Mounts: From ceiling to bottom of warmer lamp shade (#6 in drawing).
- For A or P Mounts: From center of shade to wall plus vertical shade length (see line art in mounting styles).
- For Clearance: See "Clearance Requirements" in the Hatco Price List Ordering Instructions.



PRODUCT SPECS Decorative Lamp

The Decorative Lamp shall be a Hatco Model ... as distributed by the Hatco Corporation, Milwaukee, WI 53234 U.S.A.

With 24/7 parts and service assistance (US and Canada only), the Decorative Lamp shall be rated at ... watts, ... volts, and ... inches (millimeters) in overall width. It shall consist of a vented lamp shade and mounting. Switch locations can be upper, lower,

remote or supplied by installer. Bulb options are uncoated or coated, clear or red, 60W clear, 250W (DL models) or 375W (DLH models).

Warranty consists of 24/7 parts and service assistance (US and Canada only).

HATCO CORPORATION | P.O. Box 340500 Milwaukee, WI 53234-0500 U.S.A. | (800) 558-0607 | (414) 671-6350

Fax: (800) 543-7521 | Int'l. Fax: (414) 671-3976 | www.hatcocorp.com | equipmentsales@hatcocorp.com | intl@hatcocorp.com