



Drawer Warmer Solutions

*Cafeterias • Convenience Stores
Restaurants & Cafés • Clubs & Bars • Concessions*



HRDW-2U-1 with standard utensil well and utensil pan (lid and pot not included) *pg. 2*



CDW-3N *pg. 3*



HDW-2 with 152 mm (6") deep food pans *pg. 4*



HDW-2B in optional *Designer Warm Red* *pg. 4*



HDW-3 with 152 mm (6") deep food pans *pg. 4*



HDW-1N *pg. 4*



Drawer Warmer Solutions

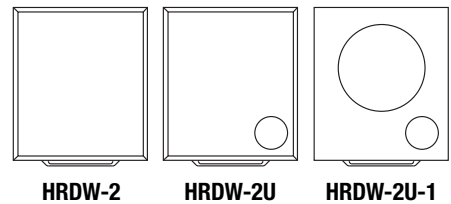
Rice Drawer Warmers

Hatco's Rice Drawer Warmer is designed to keep rice hot and at desired consistency until served.

The Rice Drawer Warmer holds rice in the same pot it's prepared in, reducing pan-to-pan transfer time and labor.

With a digital electronic temperature control, this unit provides even heat throughout the holding cavity. With all around insulation, these drawer warmers provide excellent energy efficiency.

- Drawers accept Panasonic 23 cup (5.4 liters) rice pots with optional Town 30 cup (7 liters) pot drawer adapters available (pots and lids not included)
- Allows one pot per drawer of cooked rice for long term holding, with the option of serving from third pot in top heated well (HRDW-2U-1 only)
- Stainless steel construction, including back panel, handles the rigors of daily kitchen use
- Heavy duty drawers and robust telescopic drawer slides makes pan removal easy and efficient
- Stainless steel utensil well and utensil pan included with HRDW-2U-1 and HRDW-2U models only
- Adjustable t-stat with knob for optimal rice holding in top well with HRDW-2U-1 only
- Raised beveled edge on top of HRDW-2U and HRDW-2 models only



HRDW-2U-1 with accessory hinged lid and standard utensil well and utensil pan

RICE DRAWER WARMERS

Model*	Dimensions W x D* x H	Voltage		Watts	Amps	Ship Weight*
		Single Phase				
HRDW-2	513 x 599 x 917 mm (20¼" x 23⅝" x 36⅞")	120		700	5.8	55 kg (121 lbs.)
HRDW-2U	513 x 599 x 917 mm (20¼" x 23⅝" x 36⅞")	120		700	5.8	56 kg (123 lbs.)
HRDW-2U-1	513 x 599 x 917 mm (20¼" x 23⅝" x 36⅞")	120		1150	9.6	59 kg (128 lbs.)

- * Includes 32 mm (1¼") for drawer handle.
- * Not available with CE mark.
- * Does not include packaging.

All Rice Drawer Warmer Models Feature:

Plug: NEMA 5-15P.

Models Shipped with: Utensil pan (HRDW-2U, HRDW-2U-1 only), 4" casters, 6' cord and plug.


Cord Location: Back of unit, upper left corner.

ACCESSORIES (available for purchase at any time)

HRDW-LID	Hinged Aluminum Lid for Top Rice Well (HRDW-2U-1 only)
HRDW-TOWN30	One Drawer Adapter for Town 30 Cup Rice Pots (one per drawer required)



HRDW-HLID



HRDW-TOWN30

HRDW - X X - X



Convected Drawer Warmer

This Hatco unit is designed to keep a variety of food products hot and flavor-fresh until served. With a single non-humidified cavity and a single electronic temperature control, this unit provides even, dry heat for food products that do not require humidity. With insulated top, sides and back, these drawer warmers provide excellent energy efficiency.

- Digital electronic controller for easy programming
- Low velocity convected air system provides even temperature throughout the cabinet
- Tough, solid chrome handles are angled to avoid contact from passing carts
- Narrow width fits most kitchen footprints
- Heavy-duty drawer slides with nylon rollers
- Includes three full size pans



CDW-3N

CONVECTED DRAWER WARMER

Model†	Dimensions W x D* x H	Watts	Ship Weight
CDW-3N	421 x 774 x 762 mm (16 ⁵ / ₈ " x 30 ¹ / ₂ " x 30")	933	81 kg (179 lbs.)

† 230V available with CE Mark.

* Includes 32 mm (1¹/₄") for drawer handle.

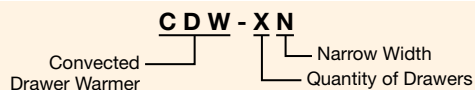
All Convected Drawer Warmer Models Feature:

Voltage: 120V or 230V, single phase.

Models Shipped with: One 152 mm (6") deep food pan per drawer, low profile 51 mm (2") casters, 1829 mm (6') cord and plug.

Cord Location: Back of unit, top right corner.

FOOD PANS AND TRIVETS – PAGE 6





Drawer Warmer Solutions

Drawer Warmers

Hold everything from meat to vegetables to rolls in the Hatco Drawer Warmers. Built for tough kitchen duty with rugged construction and heavy-duty hardware, these warmers keep a variety of foods hot and fresh until served.

- Standard and narrow widths
- 1-, 2-, 3- or 4-drawer freestanding or 1-, 2- or 3-drawer built-in models
- Completely insulated individual cavities provide maximum energy efficiency
- 12-gauge stainless steel heavy-duty drawer slides with nylon rollers
- Stainless steel construction throughout
- Each drawer has a recessed individual thermostatic control, temperature monitor, vent slides and power switch
- Standard width Drawer Warmer pans lift straight out of drawer (HDW-1N, -2N and -3N models require tipping the pan to install)

HDW-3 with optional casters



HDW-3B



HDW-2N



HDW-2B

FREESTANDING DRAWER WARMERS

Model [†]	Dimensions W x D* x H (Height does not include legs/casters)	Watts	Ship Weight (Includes weight of pans)
Standard			
HDW-1	749 x 575 x 279 mm (29½" x 22⅝" x 11")	450	44 kg (97 lbs.)
HDW-2	749 x 575 x 537 mm (29½" x 22⅝" x 21¼")	900	76 kg (168 lbs.)
HDW-3	749 x 575 x 794 mm (29½" x 22⅝" x 31¼")	1350	106 kg (232 lbs.)
HDW-4	749 x 575 x 1051 mm (29½" x 22⅝" x 41⅜")	1800	134 kg (296 lbs.)
Narrow			
HDW-1N	530 x 686 x 279 mm (20⅞" x 27" x 11")	450	38 kg (83 lbs.)
HDW-2N	530 x 686 x 537 mm (20⅞" x 27" x 21¼")	900	76 kg (168 lbs.)
HDW-3N	530 x 686 x 794 mm (20⅞" x 27" x 31¼")	1350	106 kg (232 lbs.)

[†] 220V, 240V available with CE Mark.

Not available with Optional Digital Temperature Control.

* Add 32 mm (1¼") to depth for drawer handle.

All Freestanding Drawer Warmer Models Feature:

Voltage: 120V, 208V, 220V or 240V, single phase.

Models w/Pans shipped with: One 152 mm (6") deep food pan per drawer.

HDW-1, -2 and -3 and all Narrow Models Shipped with: 102 mm (4") plastic legs, 1829 mm (72") cord and plug.

HDW-4 Shipped with: 152 mm (6") stainless steel legs, 1829 mm (72") cord and plug.

Cord Location: Back of unit, lower left corner.

BUILT-IN DRAWER WARMERS

Model [†]	Dimensions W x D* x H (W and H excludes front mounting flange)	Watts	Ship Weight (Includes weight of pans)
Standard			
HDW-1B	715 x 568 x 248 mm (28¼" x 22⅜" x 9⅞")	450	40 kg (88 lbs.)
HDW-2B	715 x 568 x 506 mm (28¼" x 22⅜" x 20")	900	72 kg (159 lbs.)
HDW-3B	715 x 568 x 763 mm (28¼" x 22⅜" x 30⅞")	1350	106 kg (232 lbs.)
Narrow			
HDW-1BN	494 x 679 x 248 mm (19½" x 26¾" x 9⅞")	450	40 kg (88 lbs.)
HDW-2BN	494 x 679 x 506 mm (19½" x 26¾" x 20")	900	72 kg (159 lbs.)
HDW-3BN	494 x 679 x 763 mm (19½" x 26¾" x 30⅞")	1350	106 kg (232 lbs.)

[†] 220V, 240V available with CE Mark.

* Add 32 mm (1¼") to depth for drawer handle.

All Built-In Drawer Warmer Models Feature:

Voltage: 120V, 208V, 220V or 240V, single phase, with 1219 mm (48") flexible conduit.

Models w/Pans Shipped with: One 152 mm (6") deep food pan per drawer.

BUILT-IN CUTOUT REQUIREMENTS

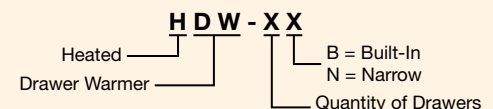
Model	Width	Depth [▼]	Height
HDW-1B	720 mm (28⅜")	610 mm (24")	257 mm (10⅞")
HDW-2B	720 mm (28⅜")	610 mm (24")	514 mm (20¼")
HDW-3B	720 mm (28⅜")	610 mm (24")	771 mm (30⅞")
HDW-1BN	500 mm (19¾")	720 mm (28⅜")	257 mm (10⅞")
HDW-2BN	500 mm (19¾")	720 mm (28⅜")	514 mm (20¼")
HDW-3BN	500 mm (19¾")	720 mm (28⅜")	771 mm (30⅞")

[▼] Depth includes 38 mm (1½") for conduit connector.

OPTIONS AND ACCESSORIES – PAGE 5

ALL DRAWER WARMER HEATING ELEMENTS ARE WARRANTED AGAINST BURNOUT OR BREAKAGE FOR TWO YEARS.

ALL DRAWER SLIDES AND ROLLERS ARE WARRANTED AGAINST BREAKAGE FOR TWO YEARS



OPTIONS (available at time of purchase only)


Designer Drawer Front Colors per Drawer – Non-standard colors are non-returnable – Stainless Steel Standard –

RED	Warm Red
BLACK	Black
GRAY	Gray Granite
WHITE	White Granite
NAVY	Navy Blue
GREEN	Hunter Green
COPPER	Antique Copper
HDW-ITC	Digital Temperature Control (required on all drawers)
OS-PAN	Oversized Drawer Frame and Pan (508 x 381 x 127 mm [20" x 15" x 5"]) in lieu of standard Drawer with Pan (standard width models only)
BIS DRAWER	Biscuit Pan Drawer (accommodates two 457 x 330 mm [18" x 13"] Half-Size Sheet Pans – not included) in lieu of standard Drawer with Pan (standard width models only)
HDW-CHIP	Chip Guard

ACCESSORIES (available for purchase at any time)

HDW-TRIVET	Custom 445 x 242 x 13 mm (17½" x 9½" x ½") Trivet raises food product 13 mm (½") off bottom of Full-Size Pan
HDW 6" LEG	152 mm (6") Adjustable Stainless Steel Legs (standard on HDW-4)
HDW-CASTER-2	51 mm (2") diameter Casters – all swivel, 2 lock – adds 57 mm (2½") to height of unit (HDW-1, -2, -3 Models only)
HDW-CASTER-3	76 mm (3") diameter Locking Casters – all swivel, all lock – adds 108 mm (4¼") to height of unit (HDW-1, -2, -3 Models only)
HDW-CASTER-5	127 mm (5") diameter Locking Casters – all swivel, all lock – adds 159 mm (6¼") to height of unit
HDW-SPILL	Water/Spillage Pan (one per drawer)
HDW-SPLASH	Splash Baffle (one per drawer)

FOOD PANS AND TRIVETS – PAGE 6
COLORS AND FINISHES – PAGE 6




HDW-TRIVET



HDW 6" LEG



CASTERS
HDW-CASTER-2 (all swivel, 2 lock)
HDW-CASTER-3 (all swivel, all lock)
HDW-CASTER-5 (all swivel, all lock)




HDW-SPLASH



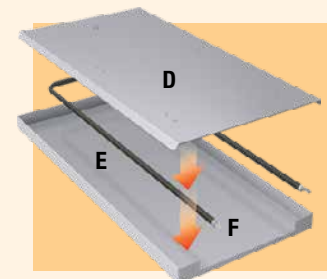
ITC - Digital Temperature Control
HDW-ITC Option



Biscuit Pan Drawer (pans not included)
BIS DRAWER Option




Additional Humidity
A. Stainless Steel Food Pan
B. Splash Baffle
HDW-SPLASH Accessory
C. Water/Spillage Pan (add ¼" of water)
HDW-SPILL Accessory




Prevents chips from reaching the element
D. Heat Shield (included)
E. Heating Element (included)
F. Chip Guard **HDW-CHIP** Option (standard width shown)



Food Pans And Trivets




ST PANS
ST PAN 1/3
ST PAN 1/2
ST PAN 2
ST PAN 4



Additional Humidity
A. Stainless Steel Food Pan
B. Splash Baffle
HDW-SPLASH Accessory
C. Water/Spillage Pan (add 6 mm (1/4") of water) **HDW-SPILL** Accessory

FOOD PANS

Model	Description	Dimensions
ALUM PAN	Half-Size Sheet Pan	457 W x 330 D mm (18" x 13")
ST PAN 1/3	Third-Size Stainless Steel Pan	324 W x 175 D x 64 H mm (12 3/4" x 6 7/8" x 2 1/2")
ST PAN 1/2	Half-Size Stainless Steel Pan	324 W x 264 D x 64 H mm (12 3/4" x 10 3/8" D x 2 1/2")
ST PAN 2	Full-Size Stainless Steel Pan	324 W x 527 D x 64 H mm (12 3/4" x 20 3/4" x 2 1/2")
ST PAN 4	Full-Size Stainless Steel Pan	324 W x 527 D x 102 H mm (12 3/4" x 20 3/4" x 4")



HDW TRIVET




HDW-SPLASH



HDW 6" PAN

FOOD PANS AND TRIVETS

Model	Description	Dimensions
HDW-TRIVET	Custom Trivet raises food product	13 mm (1/2") off bottom of pan
HDW-SPLASH	Splash Baffle (one per drawer)	
HDW-SPILL	Water/Spillage Pan (one per drawer)	
HDW 6" PAN	Full-Size Stainless Steel Food Pan	324 W x 527 D x 152 H mm (12 3/4" x 20 3/4" x 6")



TRIVETS
TRIVET (1/2)SS
TRIVET SS

TRIVETS

Model	Description	Dimensions
Wire Trivets Stainless –		
TRIVET (1/2)SS	Half-Size	259 W x 194 D mm (10 1/16" x 7 7/8")
TRIVET SS	Full-Size	257 W x 457 D mm (10 1/8" x 18")

Paint Chip Sample Colors

DESIGNER COLORS



Warm Red

Black

**Gray
Granite**

**White
Granite**

**Navy
Blue**

**Hunter
Green**

**Antique
Copper**

Colors are a representation and may not exactly match our colors. Consult factory for possible color matching options on these colors. Non-standard colors are non-returnable.

To order a Hatco Paint Chip & Stone Sample Colors Sheet, visit www.hatcocorp.com / Order Literature / Sales Literature / Sell Sheets.



Scan with web-enabled
mobile device to visit
www.hatcocorp.com



Hatco Corporation
P.O. Box 340500 | Milwaukee WI 53234-0500 USA
Tel: 01-414-671-6350
www.hatcocorp.com | intlsales@hatcocorp.com