



# Ice Range | icemakers



ICE 25

ICE 35











ICE 45

ICE 60


ICE 80

ICE 130

## Technical

Model	Production (24 hours) Kg	Storage Capacity Kg	Cooling System (Air/Water)	Size of Cube	Refrigerant	Standard Voltage	Input Power	Water Consumption	Sizes (WxDxH) mm (Height includes feet)	Weight net/gross Kg	Price
											

<b>ICE 25</b>	25	8	A	 <b>14g</b>	R404A	240/1/50	340	5.5	350 x 470 x 592	34	<b>£825</b>
---------------	----	---	---	---	-------	----------	-----	-----	-----------------	----	-------------

<b>ICE 35</b>	35	15	A	 <b>26g</b>	R404A	240/1/50	400	5.1	435 x 600 x 695	42	<b>£1,035</b>
---------------	----	----	---	---	-------	----------	-----	-----	-----------------	----	---------------

<b>ICE 45</b>	45	18	A	 <b>26g</b>	R404A	240/1/50	450	4.3	435 x 600 x 695	44	<b>£1,330</b>
---------------	----	----	---	---	-------	----------	-----	-----	-----------------	----	---------------

<b>ICE 60</b>	55	30	A	 <b>26g</b>	R404A	240/1/50	540	4.2	515 x 640 x 840	54	<b>£1,605</b>
---------------	----	----	---	---	-------	----------	-----	-----	-----------------	----	---------------

<b>ICE 80</b>	80	40	A	 <b>26g</b>	R404A	240/1/50	800	3.6	645 x 640 x 970	64	<b>£1,985</b>
---------------	----	----	---	---	-------	----------	-----	-----	-----------------	----	---------------

<b>ICE 130</b>	130	65	A	 <b>26g</b>	R404A	240/1/50	1100	3.5	930 x 565 x 1015	134	<b>£2,410</b>
----------------	-----	----	---	---	-------	----------	------	-----	------------------	-----	---------------